

# M-LINE HEX & ROUND



**5 YEAR**  
limited  
led warranty

## Catalog Number Example

MLINS-HEX-BL-27K-C90-010V-1000LM

### A RANGE

M-LINE inset MLINS

### E CRI

CRI > 90 C90

### B INSET TYPE

HEX HEX  
ROUND RND

for specific stem/cable lengths, please  
contact customer service

### F DIMMING

0-10V 1% single control 010V  
0-10V 1% dual control\* DC10

\*two 0-10V dimming outputs  
wiring diagram is on power supply page

### C COLOR

Black BL

### G OUTPUT LM

1000 lm / 10 W 1000LM

### D CCT

2700 K 27K  
3000 K 30K  
3500 K 35K  
4000 K 40K

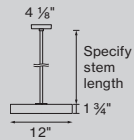
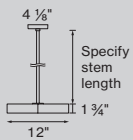
## PERFORMANCE

- Decorative pendant shapes
- Magnetic inset attachment
- CRI > 90
- Safety catch locking

## INSET TYPE

HEX

ROUND



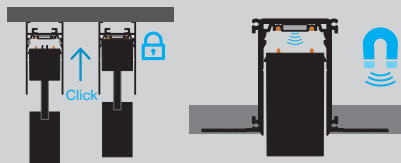
## MAKE YOUR ROOM STAND OUT



## MAGNETIC ATTACHMENT

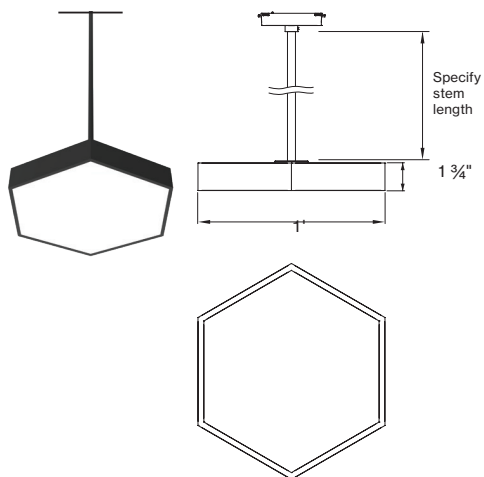


[link to video](#)

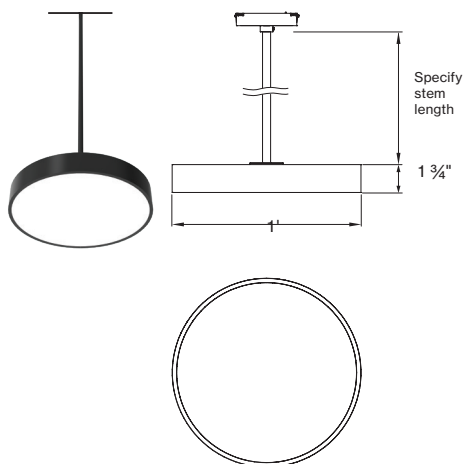


**BASO**  
basolighting.com  
xalusa.com

### HEX pendant



### ROUND pendant




### M-LINE Mounting Instructions

Get access to the M-LINE mounting instructions faster by scanning the QR code.

<https://www.xalusa.com/resources/mounting-instructions/m-line>



# M-LINE TULIP



**5 YEAR**  
limited  
led warranty

## Catalog Number Example

MLINS-TULP-BL-35K-C90-010V-0370LM

### A RANGE

M-LINE inset MLINS

### E CRI

CRI > 90 C90

### B INSET TYPE

TULIP TULP  
flood 37°

for specific stem/cable lengths, please  
contact customer service

### F DIMMING

0-10V 1% single control 010V  
0-10V 1% dual control\* DC10

\*two 0-10V dimming outputs  
wiring diagram is on power supply page

### C COLOR

White WH  
Black BL

### G OUTPUT LM

370 lm / 10 W 0370LM

### D CCT

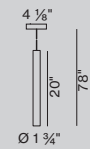
2700 K 27K  
3000 K 30K  
3500 K 35K  
4000 K 40K

## PERFORMANCE

- Magnetic inset attachment
- CRI > 90
- Safety catch locking

## INSET TYPE

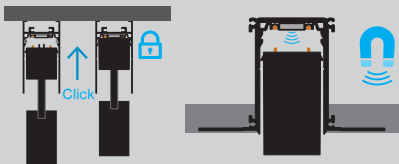
TULIP



## MAKE YOUR ROOM STAND OUT

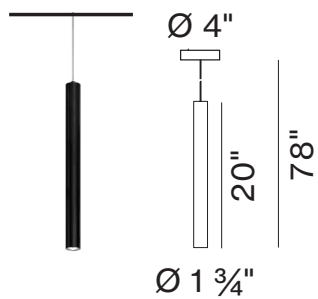


## MAGNETIC ATTACHMENT



**BASO**  
basolighting.com  
xalusa.com

**CYLINDER**  
pendant



**M-LINE**  
**Mounting Instructions**

Get access to the M-LINE mounting instructions faster by scanning the QR code.

<https://www.xalusa.com/resources/mounting-instructions/m-line>



# M-LINE TUBE



**5 YEAR**  
limited  
led warranty

## Catalog Number Example

MLINS-1.1TUBE-BL-35K-C90-010V-0590LF-3FT

### A RANGE

M-LINE inset MLINS

### F DIMMING

0-10V 1% single control 010V

0-10V 1% dual control\* DC10

\*two 0-10V dimming outputs

wiring diagram is on power supply page

### B INSET TYPE

TUBE 1.1 1.1TUBE

TUBE 1.2 1.2TUBE

### G OUTPUT LM

590 lm/ft 100%  $\pm$  0590LF

### C COLOR

Black BL

fine texture powder coated

### H DIMENSIONS IN FT

Linear 2' 10W 2FT

Linear 3' 15W 3FT

Linear 4' 20W 4FT

### D CCT

2700 K 27K

3000 K 30K

3500 K 35K

4000 K 40K

### E CRI

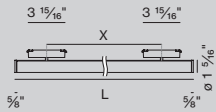
CRI > 90 C90

## PERFORMANCE

- Magnetic inset attachment
- CRI > 90
- Safety catch locking

## INSET TYPE


TUBE




## MAKE YOUR ROOM STAND OUT



## ADDITIONAL FEATURES



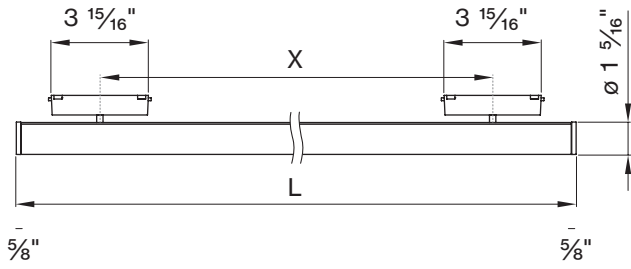
attaches to M-LINE  
track via magnets



freely movable

**BASO**  
basolighting.com  
xalusa.com

**TUBE inset**



**CHANNEL SPACING**

L	x
2'	$18 \frac{3}{4}$ "
3'	$30 \frac{1}{2}$ "
4'	$42 \frac{1}{4}$ "

X = maximum on center channel spacing

**M-LINE  
Mounting Instructions**

Get access to the M-LINE mounting instructions faster by scanning the QR code.

<https://www.xalusa.com/resources/mounting-instructions/m-line>

