

M-LINE SPOT 32



PERFORMANCE

- SPOT 32 beam angle 17° - 43°
- Up to 400 lm output
- Magnetic inset attachment
- CRI > 90
- Safety catch locking
- Honeycomb louver accessories

INSET TYPE

SPOT 32 FOCUS



MAKE YOUR ROOM STAND OUT



ADJUSTABLE BEAM ANGLES

SPOT 32 beam angle 17° - 43°



5 YEAR
limited
led warranty

Catalog Number Example

MLINS-SPOT32-WH-27K-C90-010V-0400LM

A RANGE

M-LINE inset MLINS

F DIMMING

QS 0-10V 1% single control 010V
0-10V 1% dual control* DC10
*two 0-10V dimming outputs
wiring diagram is on power supply page

B INSET TYPE

QS SPOT 32 FOCUS SPOT32
17° - 43° beam angle

G OUTPUT LM

QS 400 / 9 W 0400LM
SPOT 32

C COLOR

White WH
QS Black BL

D CCT

2700 K 27K
QS 3000 K 30K
QS 3500 K 35K
4000 K 40K

E CRI

CRI > 90 C90

Accessories



HONEYCOMB LOUVER

max. 1 piece / lamp

TYPE

CODE

SPOT 32 FOCUS N07-1965168

for other filters, please contact customer service

BASO
basolighting.com
xalusa.com

M-LINE SPOT 45



PERFORMANCE

- SPOT 45 beam angle 23°
- Up to 700 lm output
- Magnetic inset attachment
- CRI > 90
- Safety catch locking
- Honeycomb louver accessories

INSET TYPE

SPOT 45



MAKE YOUR ROOM STAND OUT



5 YEAR
limited
led warranty

Catalog Number Example

MLINS-SPOT45-BL-27K-C90-010V-0700LM

A RANGE

M-LINE inset MLINS

B INSET TYPE

QS SPOT 45 SPOT45
23° beam angle

C COLOR

White WH
QS Black BL

D CCT

2700 K 27K
QS 3000 K 30K
QS 3500 K 35K
4000 K 40K

E CRI

CRI > 90 C90

F DIMMING

QS 0-10V 1% single control 010V
0-10V 1% dual control* DC10
*two 0-10V dimming outputs
wiring diagram is on power supply page

G OUTPUT LM

QS 700 lm / 11 W 0700LM
SPOT 45

Accessories



HONEYCOMB LOUVER

max. 1 piece / lamp

TYPE


CODE

SPOT 45 N07-1965188

for other filters, please contact customer service

BASO
basolighting.com
xalusa.com

M-LINE SPOT 55

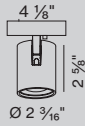


PERFORMANCE

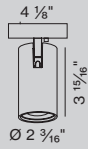
- Beam angle 14°, 23°, 36° or 60°
- Magnetic inset attachment
- CRI > 90
- Safety catch locking
- Up to 1900 lm output
- Honeycomb louver available

INSET TYPE

SPOT 55



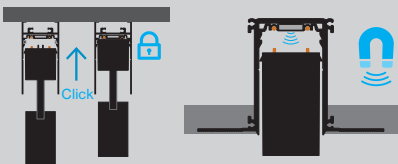
SPOT 55



MAKE YOUR ROOM STAND OUT



MAGNETIC ATTACHMENT



5 YEAR
limited
led warranty

Catalog Number Example

MLINS-SPOT55-WH-35K-C90-SP-010V-0700LM

A RANGE

M-LINE inset M L I N S

B INSET TYPE

SPOT 55 S P O T 5 5

C COLOR

White W H
Black B L

D CCT

2700 K 2 7 K
3000 K 3 0 K
3500 K 3 5 K
4000 K 4 0 K

E CRI

CRI > 90 C 9 0

F LIGHT DISTRIBUTION

14° spot	S P
23° medium	M D
36° flood	F L
60° wide flood*	W I

*11 W and 15 W only

G DIMMING

0-10V 1% single control	0 1 0 V
0-10V 1% dual control*	D C 1 0

*two 0-10V dimming outputs
wiring diagram is on power supply page

H OUTPUT LM

700 lm / 11 W	0 7 0 0 L M
1100 lm / 15 W*	1 1 0 0 L M
1900 lm / 28 W*	1 9 0 0 L M

*0-10V dual channel only

Accessories



HONEYCOMB LOUVER

max. 1 piece / lamp

for other filters, please contact customer service

TYPE

SPOT 55

CODE

N 0 7 - 1 9 6 5 1 9 8

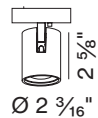
BASO
basolighting.com
xalusa.com

DIMENSIONS

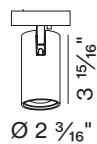
SPOT 55

14°, 23°, 36° or 60° beam angle

11W / 15W



30W



M-LINE Mounting Instructions

Get access to the M-LINE mounting instructions faster by scanning the QR code.

<https://www.xalusa.com/resources/mounting-instructions/m-line>

