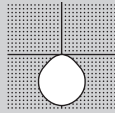


PERFORMANCE

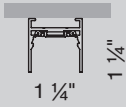
- 48V low voltage track
- Multiple inset options available
- CRI > 90+
- Flexible magnetic profile system



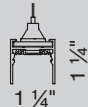
MOUNTING

M-LINE 1.1

Ceiling

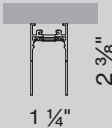


Pendant



M-LINE 1.2

Ceiling



Pendant



PATTERNS



X Shapes



Custom Angles



L Shapes



Rectangles



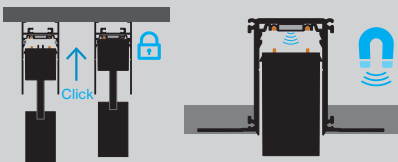
T Shapes



Wall to Ceiling

For more patterns, please contact customer service

MAGNETIC ATTACHMENT



Catalog Number Example

MLTR1.1-SUR-WH-48V-010V-ST-02FT

A RANGE

M-LINE 1.1	M L T R 1 . 1
M-LINE 1.2	M L T R 1 . 2

B MOUNTING

Surface mount	SUR
Pendant	PDT

pendant suspension set includes cable suspension and one white J-box cover

F SHAPE / PATTERN

Linear	ST
L-shape	LS
□-shape (rectangular shape)	RS
U-shape	US
Z-shape	ZS
Wall to ceiling	WC
Custom shape	XX

for more patterns, please consult customer service (RCP required)

C COLOR

White	WH
Black	BL

G DIMENSIONS IN FEET

Linear 2'	02 FT
Linear 4'	04 FT
Linear 6'	06 FT
Linear 8'	08 FT
Linear custom	## FT
L-shape custom	##X## FT
□-shape custom	##X## FT
U-shape custom	##X##X## FT
Z-shape custom	##X##X## FT

dimensions starting at 2' in 1' increments; for custom dimensions, please consult customer service; track not field-cuttable

Electrical attributes

D VOLTAGE

48V	48 V
constant voltage track	

E DIMMING

0-10V 1% single control	010V
0-10V 1% dual control*	DC10

*two 0-10V dimming outputs

wiring diagram is on power supply page

Accessories

BLIND COVER
(field cuttable)



LENGTH

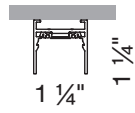
1 1/2"

FT / INCH COLOR

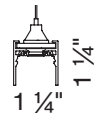
4'	black	N50-4004008
8'	black	N50-4008008

M-LINE 1.1 channel dimensions

CEILING

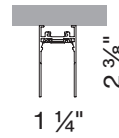


PENDANT

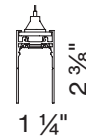


M-LINE 1.2 channel dimensions

CEILING



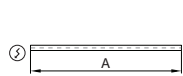
PENDANT



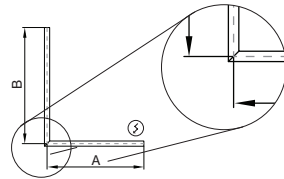
Possible shapes top view

please provide RCP to ensure correct shape orientation

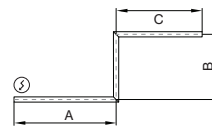
LINEAR



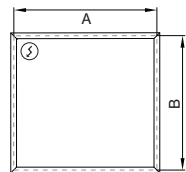
L-SHAPE



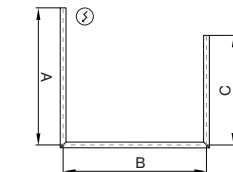
Z-SHAPE



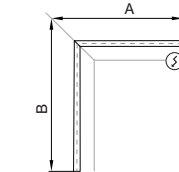
□-SHAPE



U-SHAPE



WALL TO CEILING

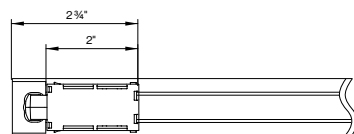


for more patterns, please contact customer service (RCP required)

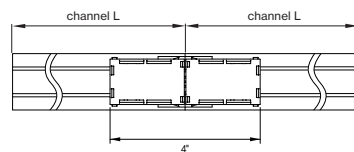
low voltage power feeder

Power feeder locations

POWER FEED

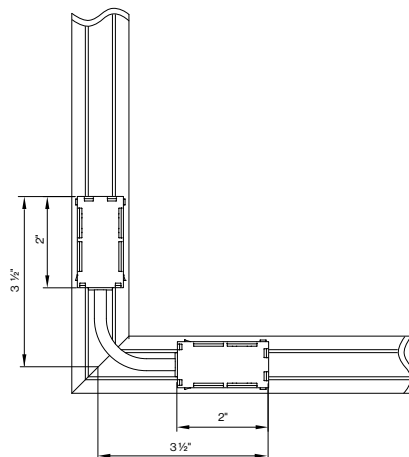


LINEAR POWER COUPLER

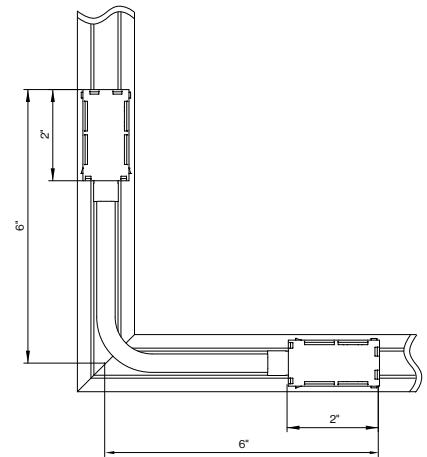


CORNER POWER COUPLER

SINGLE CONTROL (010V)



DUAL CONTROL (DC10)



M-LINE Mounting Instructions

Get access to the M-LINE mounting instructions faster by scanning the QR code.

<https://www.xalusa.com/resources/mounting-instructions/m-line>

