



M-LINE SPOT 32

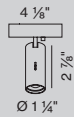


PERFORMANCE

- JUST 32 beam angle 17° - 43°
- Up to 400 lm output
- Magnetic inset attachment
- CRI > 90
- Safety catch locking
- Honeycomb louver accessories

INSET TYPE

JUST 32 FOCUS



ADJUSTABLE BEAM ANGLES

JUST 32 beam angle 17° - 43°



10 Business Days for all QuickShip items

- Maximum quantity: 50 pieces
- "QuickShip" must be clearly listed on PO.
- QuickShip items must be on Separate Purchase Order.
- QuickShip orders must be received with complete and correct catalog numbers.
- Variant request will not qualify for QuickShip program.
- QuickShip orders must be received before 2 pm EST. After 2 pm, shipping will be based on the next business day.
- QuickShip orders are based on standard XAL terms for payment.
- Order change of any type will affect shipping times.
- Partial shipments may be required based on current factory inventory.



5 YEAR
limited
led warranty

Catalog Number Example

MOVEINS-JUST32-BL-30K-C90-010V-0400LM

A RANGE

CS M-LINE inset MOVEINS

F DIMMING

CS 0-10V 1% single control 010V

B INSET TYPE

CS JUST 32 FOCUS JUST 32
17° - 43° beam angle

G OUTPUT LM

CS 400 / 9 W 0400LM
JUST 32

C COLOR

CS Black BL

D CCT

CS 3000 K 30K
CS 3500 K 35K

M-LINE Mounting Instructions

Get access to the M-LINE mounting instructions faster by scanning the QR code.

<https://www.xalusa.com/resources/mounting-instructions/m-line>



BASO
basolighting.com
xalusa.com



M-LINE SPOT 55

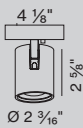


PERFORMANCE

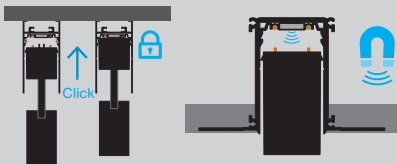
- Beam angle 14°, 23°, 36° or 60°
- Magnetic inset attachment
- CRI > 90
- Safety catch locking

INSET TYPE

JUST 55



MAGNETIC ATTACHMENT



10 Business Days for all QuickShip items

- Maximum quantity: 50 pieces
- "QuickShip" must be clearly listed on PO.
- QuickShip items must be on Separate Purchase Order.
- QuickShip orders must be received with complete and correct catalog numbers.
- Variant request will not qualify for QuickShip program.
- QuickShip orders must be received before 2 pm EST. After 2 pm, shipping will be based on the next business day.
- QuickShip orders are based on standard XAL terms for payment.
- Order change of any type will affect shipping times.
- Partial shipments may be required based on current factory inventory.



5 YEAR
limited
led warranty

Catalog Number Example

MOVEINS-JUST55-BL-35K-C90-SP-010V-0700LM

A RANGE

QS M-LINE inset MOVEINS

F LIGHT DISTRIBUTION

QS 14° spot SP
 QS 23° medium MD
 QS 36° flood FL
 QS 60° wide flood* WI

B INSET TYPE

QS JUST 55 JUST 55

C COLOR

QS Black BL

G DIMMING

QS 0-10V 1% single control 010V

D CCT

QS 3000 K 30K
 QS 3500 K 35K

H OUTPUT LM

QS 700 lm / 11 W 0700LM

E CRI

QS CRI > 90 C90

M-LINE Mounting Instructions

Get access to the M-LINE mounting instructions faster by scanning the QR code.

<https://www.xalusa.com/resources/mounting-instructions/m-line>



BASO
basolighting.com
xalusa.com