
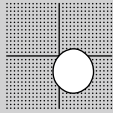


# CORNER LINEAR RUN



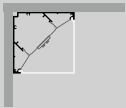
## PERFORMANCE

- Bi-Directional light output
- Up to 135lm/W
- CRI > 80 & CRI > 90
- Damp rated



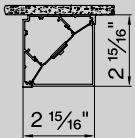
## MOUNTING

Surface

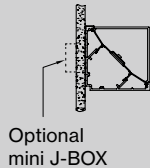


## DIMENSIONS

down



ceiling slot/cove



## FIXTURE LENGTH

L total = L channel + 5/8" in total for two endcaps

## VANITY LIGHTING



## Catalog Number Example

CORNER-SUR-WH-OP-40K-C90-UNV-010V-0470LF-NLC-ST-24IN

### A RANGE

CORNER CORNER

### I OUTPUT LM / FT

|                  |             |
|------------------|-------------|
| 470 lm/ft 100% ± | 0 4 7 0 L F |
| 760 lm/ft 100% ± | 0 7 6 0 L F |
| 940 lm/ft 100% ± | 0 9 4 0 L F |

### B MOUNTING

Surface SUR

for custom lumen packages, please contact customer service

### C COLOR

|       |    |
|-------|----|
| White | WH |
| Black | BL |
| Grey  | GR |

fine texture powder coated

### J CIRCUIT / EM

|                         |       |
|-------------------------|-------|
| Single circuit          | *     |
| EMC night light circuit | N L C |
| EMP                     | EM #  |

minimum run length 4' or 8'

\* leave blank

### D LENS

HP opal cover OP

### K SHAPE / PATTERN

Linear ST

### E CCT

|            |       |
|------------|-------|
| 3000K      | 3 0 K |
| 3500K      | 3 5 K |
| 4000K      | 4 0 K |
| Custom CCT | x x K |

### L DIMENSIONS IN INCH

|               |         |
|---------------|---------|
| Linear 2'     | 2 4 I N |
| Linear 4'     | 4 8 I N |
| Linear 6'     | 7 2 I N |
| Linear 8'     | 9 6 I N |
| Linear custom | # # I N |

### F CRI

|          |       |
|----------|-------|
| CRI > 80 | C 8 0 |
| CRI > 90 | C 9 0 |

dimensions starting at 2' in 1' increments; for closer increments < 1', please contact customer service

### G VOLTAGE

|                        |       |
|------------------------|-------|
| 120V / 277V            | U N V |
| 347V (only 0-10 V dim) | 3 4 7 |




### H DIMMING

|                                      |         |
|--------------------------------------|---------|
| 0-10 V 1%                            | 0 1 0 V |
| Lutron EcoSystem                     | L E S 1 |
| Quantum, Vive, GRAFIK Eye, HomeWorks |         |
| Power over ethernet                  | P O E C |

consult customer service for compatibility

for custom dimming protocol, please contact customer service

**Technical data**

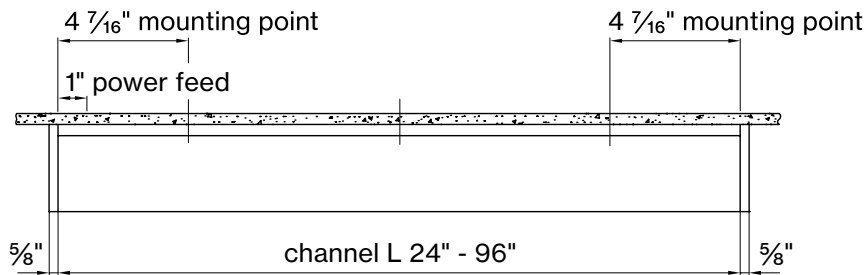
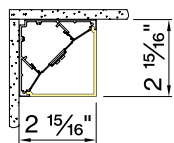
|  | SIZE TYPE | LED COLOR TEMPERATURE | INPUT WATTS | DELIVERED LM TOTAL | OPTICAL EFFICIENCY | LUMINAIRE EFFICACY |
|--|-----------|-----------------------|-------------|--------------------|--------------------|--------------------|
| <br>↓ e LED               | 4' linear | 40 K                  | 14 W        | 1880 lm            | 83 %               | 135 lm/W           |
|  | 6' linear |                       | 21 W        | 2820 lm            |                    |                    |
|  | 8' linear |                       | 28 W        | 3760 lm            |                    |                    |
| <br>↓ e <sup>2</sup> LED  | 4' linear | 40 K                  | 20 W        | 3040 lm            | 83 %               | 131 lm/W           |
|  | 6' linear |                       | 30 W        | 4560 lm            |                    |                    |
|  | 8' linear |                       | 40 W        | 6080 lm            |                    |                    |
| <br>↓ e <sup>2+</sup> LED | 4' linear | 40 K                  | 28 W        | 3760 lm            | 83 %               | 122 lm/W           |
|  | 6' linear |                       | 42 W        | 5640 lm            |                    |                    |
|  | 8' linear |                       | 56 W        | 7520 lm            |                    |                    |

for 30K or 35K multiply lm value by 0.96

**Mounting**

DOWN

**FIXTURE LENGTH**  
 L total = L channel + 5/8" in total for two endcaps



**CORNER mounting instructions**

Get access to CORNER mounting instructions faster by scanning the QR code.



[www.xalusa.com/resources/mounting-instructions/corner](http://www.xalusa.com/resources/mounting-instructions/corner)