


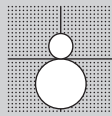
# CURVE 2.5

## DIRECT / INDIRECT



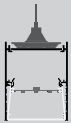
### PERFORMANCE

- Up to 112lm/W efficiency
- 455 / 750lm/ft
- CRI > 80 & CRI > 90
- Damp rated



### MOUNTING

Pendant




### WHAT SHAPES YOU?

Combination with BASO 2.5 system components



[link to video](#)



### MAKE YOUR ROOM STAND OUT



Declare.



5 YEAR limited led warranty

### Catalog Number Example

CURVE 2.5-PDT-WH-OPOP-30K-C80-UNV-010V-0455LF-SC-RA-18IN-A135

#### A RANGE

CURVE 2.5      CURVE 2 . 5

#### G VOLTAGE

120V / 277V      UNV

#### B MOUNTING

Pendant      P D T  
pendant suspension set includes cable suspension and one white power feeder with a white junction box cover

for black power feeds or junction box covers, please contact customer service

#### H DIMMING

0-10V 1%      0 1 0 V  
Power over ethernet      P O E C  
consult customer service for compatibility

#### I OUTPUT LM/FT

455lm/ft  $\pm 40/\pm 60\%$       0 4 5 5 L F  
750lm/ft  $\pm 40/\pm 60\%$       0 7 5 0 L F  
Custom lm/ft      X X X X L F

#### C COLOR

White	W H
Black	B L
Gray	G R
Custom color RAL	X X

recessed version available in white only

#### J CIRCUIT / EM

Single circuit	S C
Dual circuit	D C
EMC night light circuit	N L

#### D LENS

OPOP opal cover direct	O P O P
opal cover indirect	

#### E CCT

3000K	3 0 K
3500K	3 5 K
4000K	4 0 K
Custom CCT	X X K

#### K RADIUS IN INCH

18"	R A - 1 8 I N
24"	R A - 2 4 I N
30"	R A - 3 0 I N
36"	R A - 3 6 I N
48"	R A - 4 8 I N
60"	R A - 6 0 I N
120"	R A - 1 2 0 I N

for custom radii, please contact customer service

#### F CRI

CRI > 80	C 8 0
CRI > 90	C 9 0

#### L ANGLE



22.5° *	A 2 2
45° $\geq$ R36" only	A 4 5
67.5° *	A 6 7
90°	A 9 0
112.5° *	A 1 1 2
135°	A 1 3 5
157.5° *	A 1 5 7
180°	A 1 8 0
202.5° *	A 2 0 2
225°	A 2 2 5
247.5° *	A 2 4 7
270°	A 2 7 0
292.5° *	A 2 9 2
315°	A 3 1 5
337.5° *	A 3 3 7

\*  $\geq$  R120" only; for custom angles, please contact customer service

**BASO**  
basolighting.com  
xalusa.com

Technical data

DIRECT / INDIRECT

	RADIUS SIZE	LED	LED COLOR TEMPERATURE	INPUT WATTS	DELIVERED LM TOTAL	LIGHT DISTRIBUT.	DELIVERED LM DIRECT	DELIVERED LM INDIRECT	OPTICAL EFFICIENCY	POWER CONSUMPT.	LUMINAIRE EFFICACY
<b>45°</b> 	R 36"	e LED e <sup>2</sup> LED	40K	9.7W 15.8W	1075lm 1770lm	↓ 40% / ↑ 60%	429lm 706lm	643lm 1059lm	74%	4.1W/ft 6.7W/ft	111lm/W 112lm/W
	R 48"	e LED e <sup>2</sup> LED		12.9W 21.0W	1430lm 2355lm		572lm 941lm	858lm 1412lm		4.1W/ft 6.7W/ft	111lm/W 112lm/W
	R 60"	e LED e <sup>2</sup> LED		16.1W 26.3W	1790lm 2945lm		715lm 1177lm	1072lm 1765lm		4.1W/ft 6.7W/ft	111lm/W 112lm/W
	R 120"	e LED e <sup>2</sup> LED		32.2W 52.5W	3575lm 5885lm		1430lm 2353lm	2145lm 3530lm		4.1W/ft 6.7W/ft	111lm/W 112lm/W
<b>90°</b> 	R 18"	e LED e <sup>2</sup> LED	40K	9.7W 15.8W	1075lm 1765lm	↓ 40% / ↑ 60%	429lm 706lm	643lm 1059lm	74%	4.1W/ft 6.7W/ft	111lm/W 112lm/W
	R 24"	e LED e <sup>2</sup> LED		12.9W 21.0W	1430lm 2355lm		572lm 941lm	858lm 1412lm		4.1W/ft 6.7W/ft	111lm/W 112lm/W
	R 30"	e LED e <sup>2</sup> LED		16.1W 26.3W	1790lm 2945lm		715lm 1177lm	1072lm 1765lm		4.1W/ft 6.7W/ft	111lm/W 112lm/W
	R 36"	e LED e <sup>2</sup> LED		19.3W 31.5W	2150lm 3530lm		858lm 1412lm	1287lm 2118lm		4.1W/ft 6.7W/ft	111lm/W 122lm/W
	R 48"	e LED e <sup>2</sup> LED		25.8W 42.0W	2860lm 4710lm		1144lm 1882lm	1716lm 2824lm		4.1W/ft 6.7W/ft	111lm/W 112lm/W
	R 60"	e LED e <sup>2</sup> LED		32.2W 48.3W	3575lm 5885lm		1430lm 2353lm	2145lm 3530lm		4.1W/ft 6.7W/ft	111lm/W 112lm/W
	R 120"	e LED e <sup>2</sup> LED		64.4W 105.0W	7150lm 11770lm		2859lm 4706lm	4289lm 7059lm		4.1W/ft 6.7W/ft	111lm/W 112lm/W

for 30K or 35K multiply lm value by 0.96

DIMENSIONS

Patterns with BASO 2.5 top view

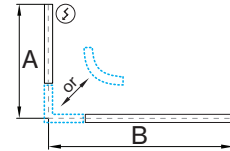
LINEAR

A	FIXTURES	CODE
48"	1 × 4' linear	ST - 48   N
96"	1 × 8' linear	ST - 96   N
144"	3 × 4' linear	ST - 144   N



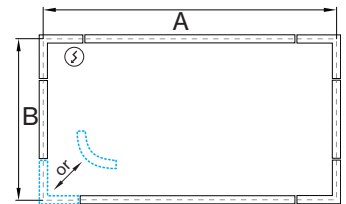
L-SHAPE / J-SHAPE

A / B	FIXTURES	CODE
48" / 48"	2 × 24" linear + 1 × 24" × 24" corner or R 24" 90° curve	# S - 48 X 48   N
48" / 96"	1 × 24" linear + 1 × 72" linear + 1 × 24" × 24" corner or R 24" 90° curve	# S - 48 X 96   N
96" / 96"	2 × 72" linear + 1 × 24" × 24" corner or R 24" 90° curve	# S - 96 X 96   N



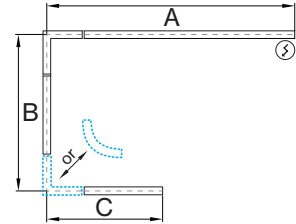
□-SHAPE / O-SHAPE

A / B	FIXTURES	CODE
48" / 48"	4 × 24" × 24" corner or R 24" 90° curve	# S - 48 X 48   N
48" / 96"	2 × 48" linear + 4 × 24" × 24" corner or R 24" 90° curve	# S - 48 X 96   N
96" / 96"	4 × 48" linear + 4 × 24" × 24" corner or R 24" 90° curve	# S - 96 X 96   N



U-SHAPE / C-SHAPE

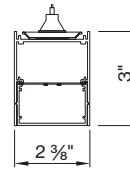
A / B / C	FIXTURES	CODE
48" / 48" / 48"	2 × 24" linear + 2 × 24" × 24" corner or R 24" 90° curve	# S - 48 X 48 X 48   N
48" / 96" / 48"	1 × 48" linear + 2 × 24" linear + 2 × 24" × 24" corner or R 24" 90° curve	# S - 48 X 96 X 48   N
48" / 144" / 48"	1 × 96" linear + 2 × 24" linear + 2 × 24" × 24" corner or R 24" 90° curve	# S - 48 X 144 X 48   N



**FULL CIRCLE DIMENSIONS**

NOMINAL	ON-CENTER RADIUS	ON-CENTER DIAMETER	OUTSIDE DIAMETER	OUTSIDE CIRCUMFER.
Ø 36"	18"	Ø 36"	Ø 38 3/8"	120 9/16"
Ø 48"	24"	Ø 48"	Ø 50 3/8"	158 1/4"
Ø 60"	30"	Ø 60"	Ø 62 3/8"	196"
Ø 72"	36"	Ø 72"	Ø 74 3/8"	233 5/8"
Ø 96"	48"	Ø 96"	Ø 92 3/8"	306"
Ø 120"	60"	Ø 120"	Ø 122 3/8"	384 7/16"
Ø 240"	120"	Ø 240"	Ø 242 3/8"	761 7/16"

**PENDANT**

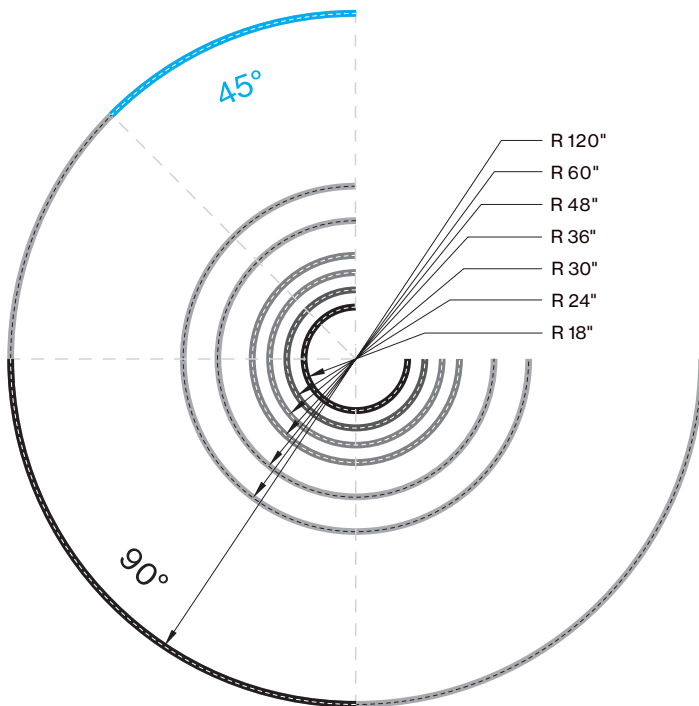


**FOR FIXTURES THAT ARE NOT FULL CIRCLE**

L total = L channel + 1/8" in total for two endcaps

**FOR FIXTURES THAT ARE FULL CIRCLE**

L total = L channel



**Declare.**

**CURVE/CIRCLE 1.5 2.5 4.0**  
XAL USA

Final Assembly: Oxford, Connecticut, USA  
Life Expectancy: 5 Year(s)  
End of Life Options: Recyclable (70%), Landfill (30%)

**Ingredients:**  
Aluminum; Copper chloride (CuCl<sub>2</sub>); 2-Propanoic acid, 2-methyl-, methyl ester, polymer with ethyl 2-propanoate; Steel manufacture, chemicals; Polyvinyl chloride; Nickel (Metallic); Brass; Silicon; Poly((minoo-1,6-dioxo-1,6-hexanedio)imino-1,6-hexanedioyl); Acetic acid ethenyl ester, polymer with ethene; Copper; Polypropylene; Magnesium hydroxide; Unnamed Substance<sup>1</sup>; Tin; Organic; Zinc

<sup>1</sup>LBC Temp Exception RL-002 - Small Electrical Components

**Living Building Challenge Criteria:**

**I-13 Red List:**  
 LBC Red List Free      % Disclosed: 100% at 100ppm  
 LBC Red List Approved      VOC Content: Not Applicable  
 Declared

**I-10 Interior Performance:** Not Applicable  
**I-14 Responsible Sourcing:** Not Applicable

XAL-0001  
EXP. 01 APR 2024  
Original Issue Date: 2022

MANUFACTURED RESPONSIBLY FOR LABEL ACCURACY  
INTERNATIONAL LIVING FUTURE INSTITUTE™ living-future.org/declare

**SHAPES mounting instructions**

Get access to the SHAPES circle mounting instructions faster by scanning the QR code.



[www.xalusa.com/resources/mounting-instructions/shapes](http://www.xalusa.com/resources/mounting-instructions/shapes)