
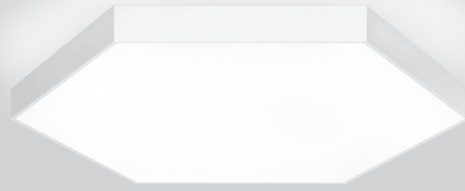


# HEX-O DIRECT/ INDIRECT



## Features

Seamlessly welded fixture housing  
made of aluminum  
Powder coated white, gray or black  
Up to 125lm/W  
27K, 30K, 35K, 40K  
CRI > 80 or CRI > 90  
Passive cooling

30K	L70	50,000h
35K / 40K	L91	50,000h

Opal lay-in cover for uniform  
illumination

### Physical attributes

HEXO-D / I - LM - - - OP - - - C 80 -

A B C D E F G

### Electrical attributes

- - - - -

H I J K

### Dimensional attributes

- - - - -

L

### Physical attributes

#### A RANGE

HEXO EVO    HEXO - D / I

#### B SUB CATEGORY

luminaire                      LM

#### C MOUNTING

surface mount                SUR  
pendant                        PDT

#### D COLOR

white                            WH  
black                            BL  
gray                             GR

#### E LENS

opal cover                      OP

#### F CCT

3000K	30K
3500K	35K
4000K	40K

#### G CRI

CRI > 80	C80
CRI > 90	C90

### Electrical attributes

#### H VOLTAGE

Universal 120 / 277	UNV
347V (only 0-10V dim)	347

#### I DIMMING

0-10V 1%	010V
DALI	DALI
Lutron EcoSystem	LES1

Quantum, Vive, GRAFIK Eye,  
HomeWorks

#### J OUTPUT LM

○ 1½'	2900lm	02900L
	4100lm	04100L
○ 2'	4000lm	04000L
	5400lm	05400L
	6500lm*	06500L
○ 3'	6800lm	06800L
	7800lm	07800L
	10100lm	10100L
	13800lm	13800L

\*only 0-10V and DALI dimming available;  
not compatible with EMP

#### K CIRCUIT / EM

single circuit                      \*

\* leave blank

EMP EM battery pack	EM1
---------------------	-----

EM battery pack only for 120 / 277V  
option. Lutron only available for DM 3'  
≤ 10000lm. No Lutron EM available for  
DM 1' or DM 2'

### Dimensional attributes

#### L DIAMETER IN FT

○ 1½'	DM - 1 . 5 FT
○ 2'	DM - 2 FT
○ 3'	DM - 3 FT

Technical data

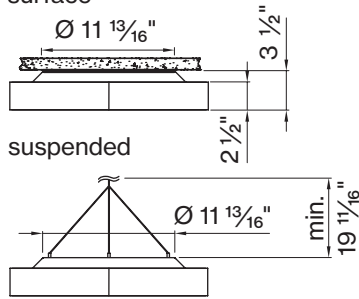
SIZE TYPE	LED COLOR TEMPERATURE	INPUT WATTS	DELIVERED LM TOTAL	LIGHT DISTRIBUTION	DELIVERED LM DIRECT	DELIVERED LM INDIRECT	OPTICAL EFFICIENCY	LUMINAIRE EFFICACY
○ 1 1/2' gray	30K, 35K	28 W	2870lm	73% down / 27% up	2090lm	780lm	86%	102lm/W
	40K		2980lm		2180lm	810lm		107lm/W
	30K, 35K	47 W	4070lm	73% down / 27% up	2990lm	1090lm		87lm/W
	40K		4240lm		3110lm	1130lm		91lm/W
○ 2' gray	30K, 35K	35 W	4020lm	76% down / 24% up	3060lm	960lm	86%	114lm/W
	40K		4180lm		3180lm	1000lm		118lm/W
	30K, 35K	50 W	5400lm	76% down / 24% up	4090lm	1310lm		107lm/W
	40K		5610lm		4250lm	1360lm		111lm/W
	30K, 35K	64 W	6450lm	80% down / 20% up	5110lm	1330lm		100lm/W
	40K		6710lm		5320lm	1380lm		104lm/W
○ Ø 3' gray	30K, 35K	57 W	6830lm	74% down / 26% up	5050lm	1780lm	86%	119lm/W
	40K		7100lm		5250lm	1850lm		124lm/W
	30K, 35K	67 W	7800lm	80% down / 20% up	6020lm	1780lm		117lm/W
	40K		8110lm		6250lm	1850lm		121lm/W
	30K, 35K	91 W	10130lm	80% down / 20% up	8040lm	2080lm		111lm/W
	40K		10540lm		8360lm	2170lm		115lm/W
	30K, 35K	135 W	13790lm	80% down / 20% up	10980lm	2800lm		102lm/W
	40K		14350lm		11420lm	2910lm		106lm/W

Accessory

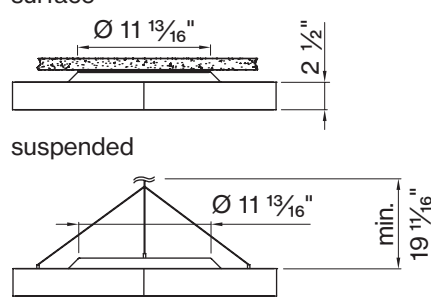
SUSPENSION SET < 36 INCH

3-piece barrel mount set 6 9 8 - 0 9 8 - 0 5 1 4 0

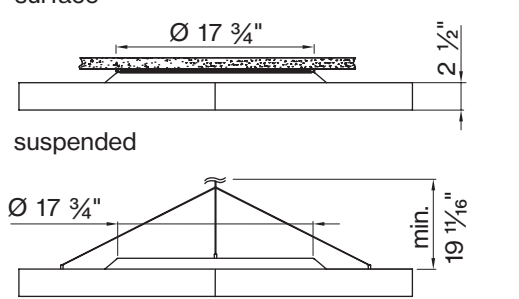
HEXO EVO 1 1/2' surface



HEXO EVO 2' surface



HEXO EVO 3' surface



FIXTURE DIMENSIONS

NOMINAL	DIMENSIONS	CODE
○ 1 1/2'	○ 17 3/4" / h 2 1/2"	DM - 1 . 5 FT
○ 2'	○ 23 5/8" / h 2 1/2"	DM - 2 FT
○ 3'	○ 35 7/16" / h 2 1/2"	DM - 3 FT