

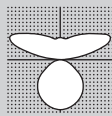
# BASO 2.5

## DIRECT/INDIRECT



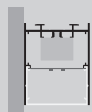
### PERFORMANCE

- Up to 112lm/W efficiency
- 455 / 750lm/ft
- CRI > 80 & CRI > 90
- Damp rated

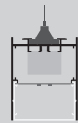


### MOUNTING

Wall



Pendant



### 10 Business Days for all QuickShip items

- Maximum quantity: 400'
- "QuickShip" must be clearly listed on PO.
- QuickShip items must be on Separate Purchase Order.
- QuickShip orders must be received with complete and correct catalog numbers.
- Variant request will not qualify for QuickShip program.
- QuickShip orders must be received before 2 pm EST. After 2 pm, shipping will be based on the next business day.
- QuickShip orders are based on standard XAL terms for payment.
- Order change of any type will affect shipping times.
- Partial shipments may be required based on current factory inventory.





### Catalog Number Example

BASO2.5-PAT-BL-30K-C80-UNV-010V-0455LF-ST-96IN

#### A RANGE

 BASO 2.5      B A S O 2 . 5

#### H OUTPUT LM/FT

 455lm/ft 100%  $\pm$       0 4 5 5 L F  
 750lm/ft 100%  $\pm$       0 7 5 0 L F

#### B MOUNTING

 Pendant      P D T  
 Pendant in-line ACT T-BAR P A T

#### I CIRCUIT / EM

 Single circuit      \*

#### C COLOR

 White      W H  
 Black      B L





#### J SHAPE / PATTERN

 Linear / straight      S T

#### D CCT

 3000 K      3 0 K  
 3500 K      3 5 K


#### K DIMENSIONS IN INCH

 Linear 4'      4 8 I N  
 Linear 6'      7 2 I N  
 Linear 8'      9 6 I N  
 Custom length      X X F T  
(QS in 2' increments only)

#### E CRI

 CRI > 80      C 8 0  
 CRI > 90      C 9 0

#### F VOLTAGE

 120V / 277V      U N V

#### G DIMMING

 0-10V 1%      0 1 0 V

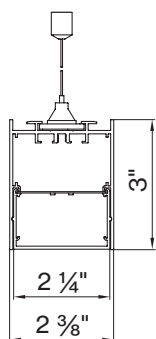


DIMENSIONS

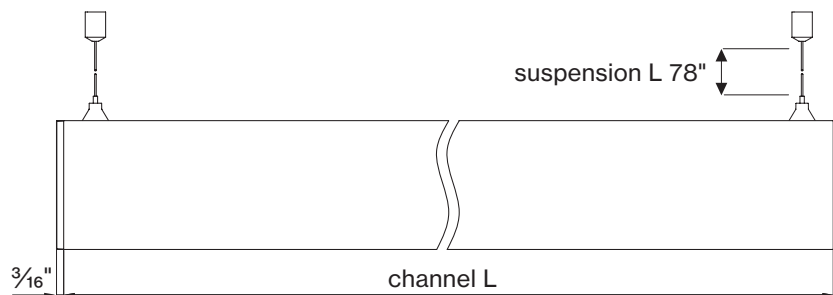
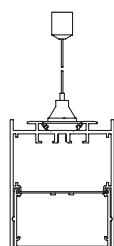
**BASO 2.5**

PENDANT

direct



direct / indirect



**BASO mounting instructions**

Get access to the BASO 2.5 mounting instructions faster by scanning the QR code.

[www.xalusa.com/resources/mounting-instructions/baso](http://www.xalusa.com/resources/mounting-instructions/baso)

