


R-LINE SPOT



Catalog Number Example

RLINS-SPOT2.0-BLBL-30K-C90-48V-010V-45D-1000LM-13W-R24-SN-HL

A SYSTEM

R-LINE R L I N S

B PRODUCT

Spot 1.5 S P O T 1 . 5
Spot 2.0 S P O T 2 . 0

C COLOR HEAD

Black RAL9005 B L _ _
White RAL9016 W H _ _
Bronze Anodized B Z _ _
Custom RAL X X _ _
custom RAL, please contact XAL

ADAPTER COLOR sub option

Black _ _ B L
White _ _ W H

recommendation: adapter & track color should match

D CCT/CRI

2700K /CRI>90 2 7 K - C 9 0
3000K /CRI>90 3 0 K - C 9 0
3500K /CRI>90 3 5 K - C 9 0

E VOLTAGE

48V low constant voltage 4 8 V
remote driver required (see driver cutsheet)

F DIMMING

0-10V 1% dimming 0 1 0 V

G CIRCUIT

1 or 2 Circuit *
compatible with 1 or 2 track (see driver cutsheet)
*leave blank

H BEAM ANGLE Spot 1.5

12° spot 1 2 D
21° medium 2 1 D
35° flood 3 5 D
58° ultra wide flood 5 8 D

BEAM ANGLE Spot 2.0

12° spot 1 2 D
24° medium 2 4 D
38° flood 3 8 D
45° wide flood 4 5 D
60° ultra wide flood 6 0 D

I OUTPUT SPOT 1.5

500 lm 9W 5 0 0 L M - 9 W
750 lm 11W 7 5 0 L M - 1 1 W
1000 lm 13W 1 0 0 0 L M - 1 3 W

OUTPUT SPOT 2.0

1000 lm 13W 1 0 0 0 L M - 1 3 W
1500 lm 19W 1 5 0 0 L M - 1 9 W
1900 lm 28W 1 9 0 0 L M - 2 8 W

Optional Accessories

ships separately

J ADAPTER COVER

ship standard with straight cover (field changeable)

Curved R18° R 1 8
Curved R24° R 2 4
Curved R36° R 3 6
Straight S T R

K SNOOT

Anti Glare Snoot 1" S N

L LENS/FILTER pick one or multiple

Hex Louver H L
Set Extra Lenses all beam spreads E X
Solite Filter available Q3 2023 S F
Diffusion Filter available Q3 2023 D F

Other Options

+ LINEAR OPAL

see R-Line Linear cutsheet

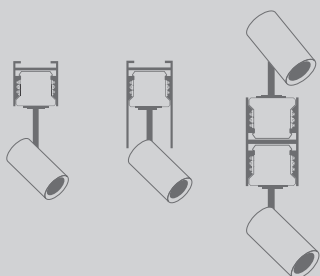
+ CURVE OPAL

see R-Line Curve Opal cutsheet

+ LOUVER

see R-Line Louver cutsheet

CONFIGURATIONS



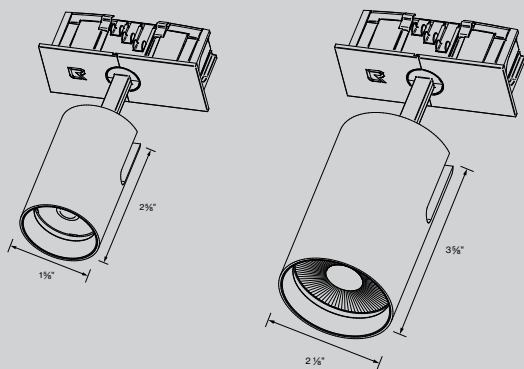
R1 Track

R2 Track

R3 Track

SPOT 1.5

SPOT 2.0



BEAM ANGLE

SPOT 1.5



12°

21°

35°

58°

SPOT 2.0



12°

24°

38°

45°

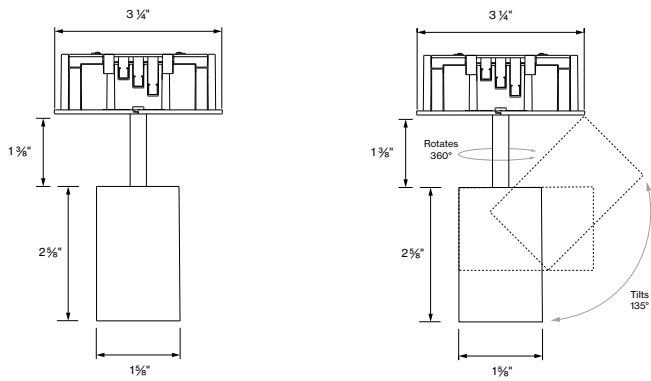
60°



5 YEAR
limited
led warranty

DIMENSIONS

SPOT 1.5



SPOT 2.0

